

Bipolaire Microstep Driver for 2 phase steppermotor (cnc)
Bipolare Microschritt Treiber für 2 Phasen Schrittmotor
M415C

Specifications:

Power Supply

Minimum Voltage : 18 Vdc
Maximum Voltage : 40 Vdc
Maximum frequence : > 100 Khz

Microsteps

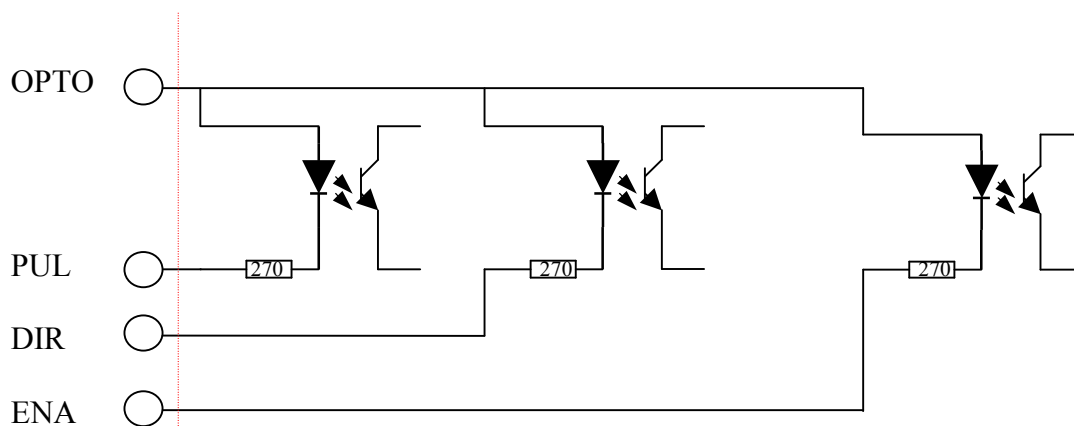
Minimum number of microsteps : 1
Maximum number of microsteps : 64

Number of Phases : 2

Steppermotor

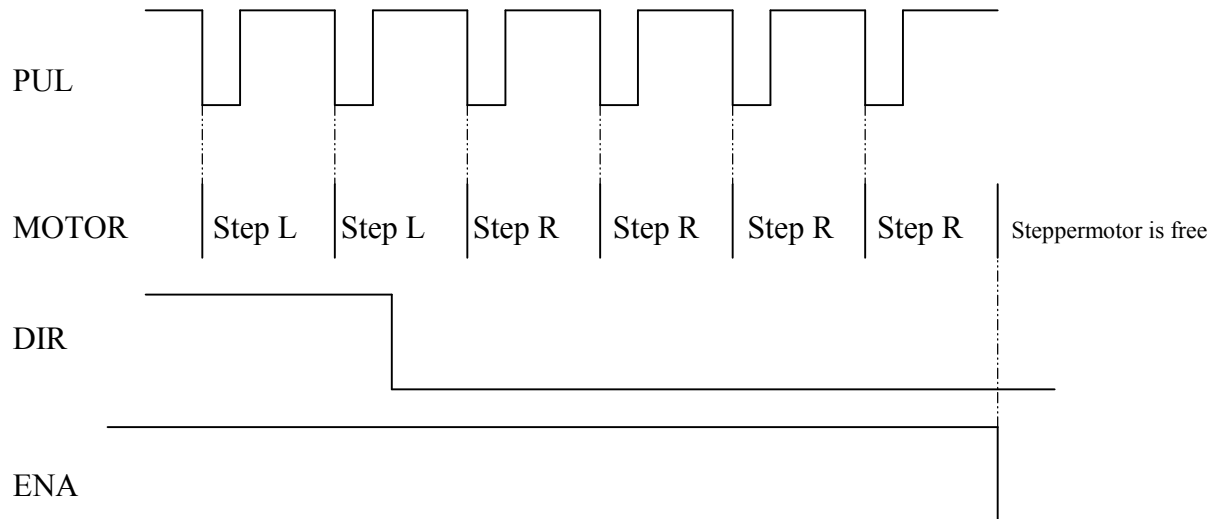
Minimum Phase Current : 0.4 A
Maximum Phase Current : 1.5 A
Number of motorwires (2 phase) : 4, 6, 8

Optocouplers :



Extern Intern (steppermotordriver)
Aussenseite Interneseite (der Schrittmotor)

Signals microstapdriver for steppermotor (low means current through opto).
Signalen fur die Schrittmotor (nul heist strom durch opto).



Min puls high time 1 uS
 Min puls low time 1 uS
 DIR to PUL lead time 3 uS
 ENA to PUL lead time 3 uS

Dipswitches

S4,S5,S6	microsteps	Step	Step / Rotation
1 1 1	1	1.8°	200
0 1 1	2	0.9°	400
1 0 1	4	0.45°	800
0 0 1	8	0.225°	1600
1 1 0	16	0.1125°	3200
0 1 0	32	0.05625°	6400
1 0 0	64	0.028125°	12800


S1 S2 S3	Current	S1,S2,S3	Current
0 1 1	0.2 A	0 1 0	1.0 A
1 0 1	0.4 A	1 0 0	1.2 A
0 0 1	0.6 A	0 0 0	1.5 A
1 1 0	0.8 A		

0 = Off

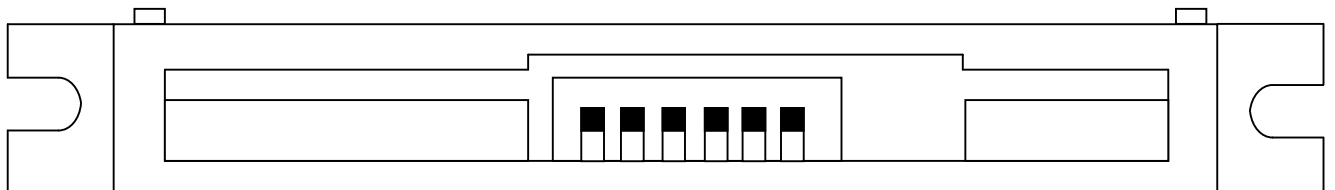
1 = On

Afmetingen

86 mm



23 mm



Connections of the steppermotor driver Anslusse fur die Schrittmotor Treiber

OPTO	: + 5 V
PUL	: STEP
DIR	: DIRECTION
ENA	: SWITCH (optional)
+ V	: Positive of Power Supply
GND	: Negative of Power Supply (or ground)
A+	: A connection of 1 phase of steppermotor
A-	: A\ connection of 1 phase of steppermotor
B+	: B connection of 2 phase of steppermotor
B-	: B\ connection of 2 phase of steppermotor

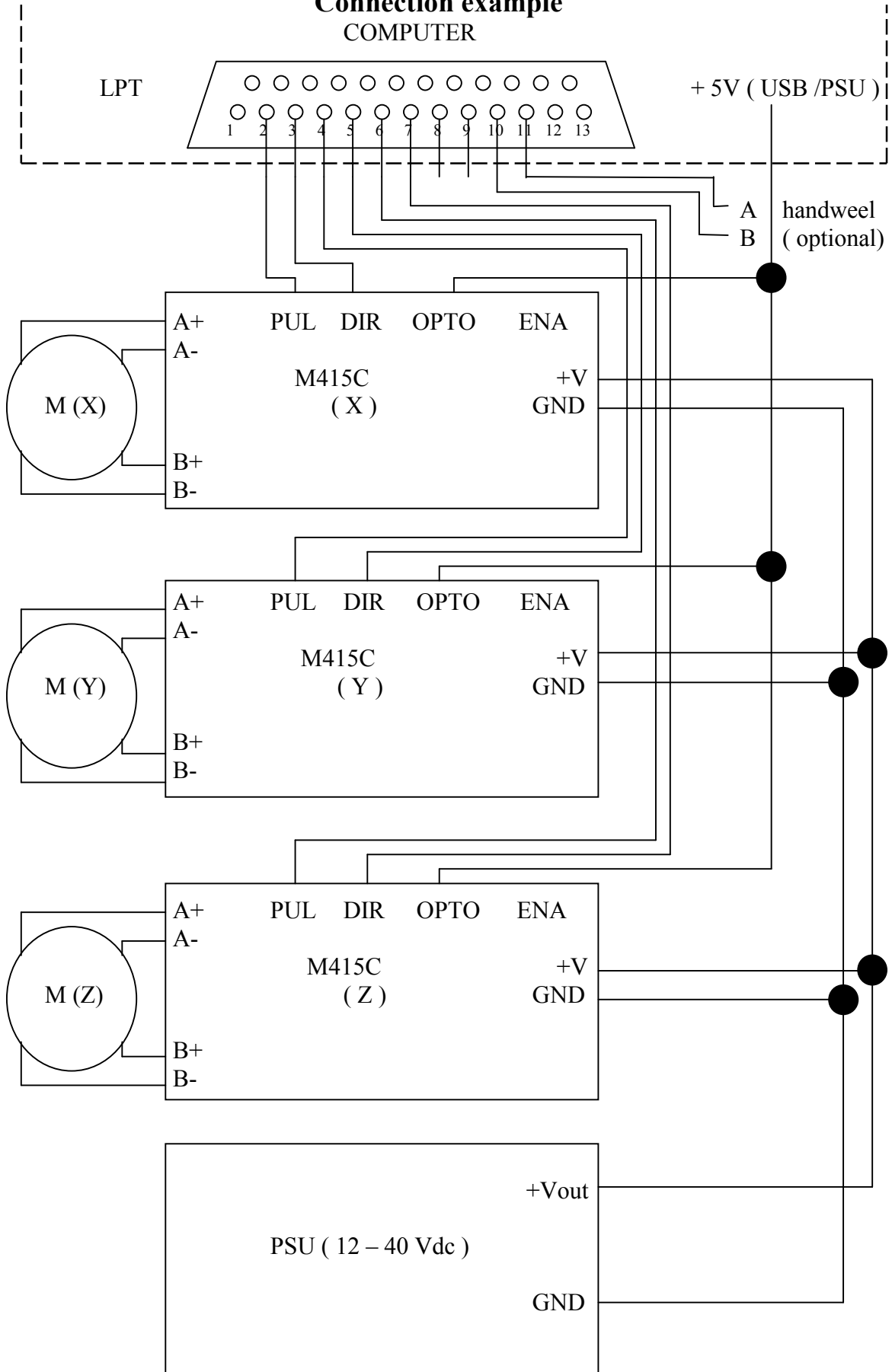
Standard Connections (Example) of the steppermotor drive for use in cnc Standard anslusse fur die Schrittmotor Treiber bei einen cnc system

X-axes
OPTO : + 5 V (computer)
PUL : LPT – 2
DIR : LPT - 3
ENA : NC

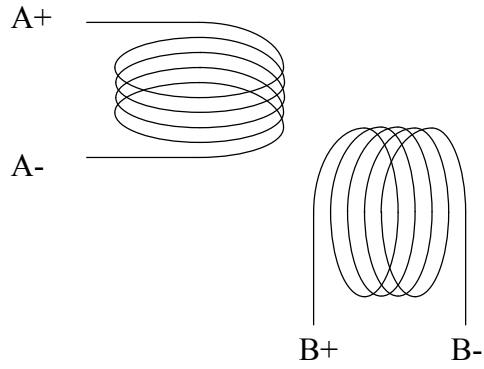
Y-axes
OPTO : + 5 V (computer)
PUL : LPT – 4
DIR : LPT - 5
ENA : NC

Z-axes
OPTO : + 5 V (computer)
PUL : LPT – 6
DIR : LPT - 7
ENA : NC

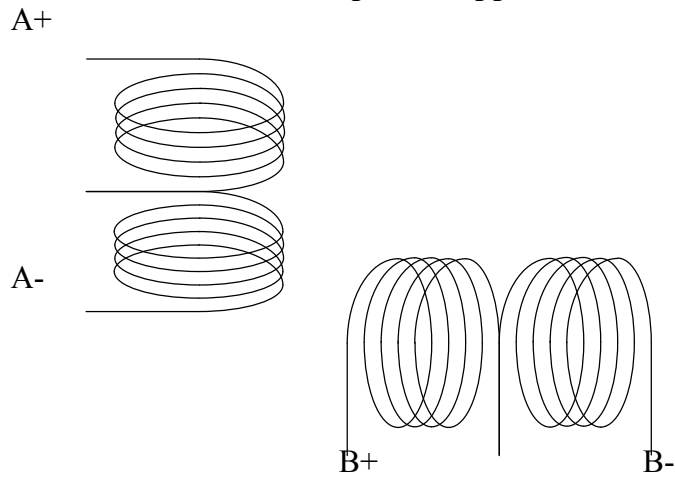
Connection example COMPUTER



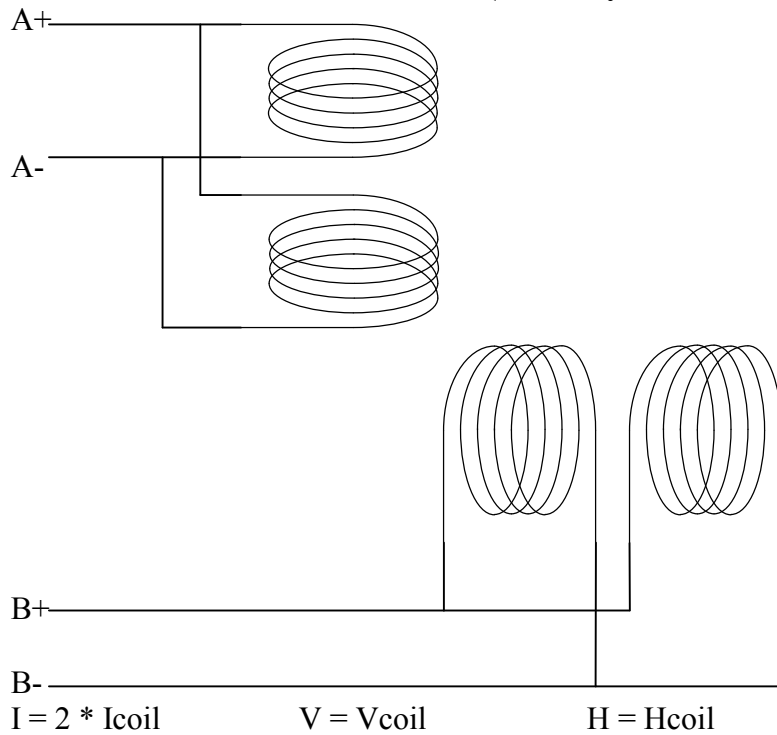
4 Wire 2 phase steppermotor / Schrittmotor mit 4 Drahte



6 Wire 2 phase steppermotor / Schrittmotor mit 6 Drahte



**8 Wire 2 phase steppermotor
Parallel connected (best way to connect a steppermotor)**



**8 Wire 2 phase steppermotor
Serial connected**

